



— Simplify your life —
AV Access

CV-V2H

VGA to HDMI Converter



User Manual

Disclaimers

The information in this manual has been carefully checked and is believed to be accurate. AV Access Technology Limited assumes no responsibility for any infringements of patents or other rights of third parties which may result from its use.

AV Access Technology Limited assumes no responsibility for any inaccuracies that may be contained in this document. AV Access Technology Limited also makes no commitment to update or to keep current the information contained in this document.

AV Access Technology Limited reserves the right to make improvements to this document and/or product at any time and without notice.

Copyright

Copy, Reproduce, Distribute and/or Edit of this document or part of it as well as utilization of its contents and communication thereof to others without express authorization are prohibited. Offenders will be held liable for payment of damages. All rights created by patent grant or registration of a utility model or design patent are reserved. Copyright ©2016 AV Access Technology Limited All rights reserved.

Trademarks Notice

All products or service names mentioned in this document may be trademarks of the companies with which they are associated.

Contact Us

Business inquiry: services@avaccess.com

Technical problems: support@avaccess.com

Important Safety Instructions

- Do not expose this device to rain, moisture, dripping or splashing. No objects filled with liquids, such as vases, shall be placed on the device.
- Do not install or place this unit in a bookcase, built-in cabinet, or in another confined space. Ensure the unit is well ventilated.
- To prevent risk of electric shock or fire hazard due to overheating, do not obstruct the unit's ventilation openings with newspapers, tablecloths, curtains, or similar items.
- Do not install near any heat sources such as radiators, heat registers, stoves, or other devices (including amplifiers) that produce heat.
- Do not place sources of naked flames, such as lighted candles, on the unit.
- Clean this device only with dry cloth.
- Unplug this device during lightning storms or when unused for long periods of time.
- Protect the power cord from being walked on or pinched, particularly at plugs.
- Only use attachments / accessories specified by the manufacturer.
- Refer all servicing to qualified service personnel.

Table of Contents

Introduction.....	2
Overview	2
Features	2
Package Contents.....	2
Panel.....	3
Front panel	3
Rear Panel.....	3
Installation Instructions.....	4
Installation Requirements.....	4
Specification	5
Trouble Shooting.....	7
Steps of Regular Troubleshooting Routine.....	7
Warranty	8

Introduction

Overview

The CV-V2H is a VGA to HDMI converter which transmits VGA and stereo audio signal from PC to monitors via VGA & Audio cable to HDMI display devices. This converter can be powered by computer via Micro USB cable.

Features

- Metal converter transmits VGA and stereo audio signal to HDMI output
- More suitable for installation requirement
- VGA resolution up to 1920x1200@60Hz
- Supports fixed EDID mode
- Supports stereo audio input
- Superior ESD protection

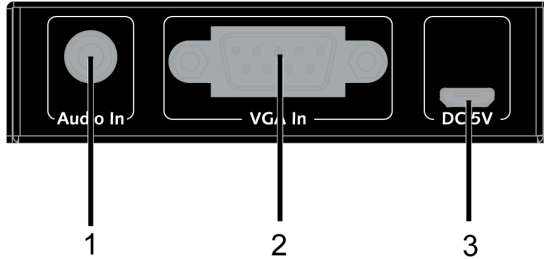
Package Contents

When you open the box, please check the package contents:

- CV-V2H x1
- USB to Micro-USB Cable x1
- Mounting Ear x 2
- User Manual x1

Panel

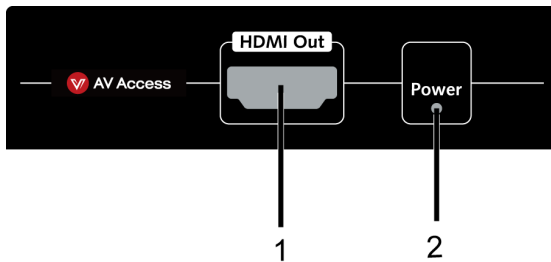
Front Panel



ID	Name	Description
1	L/R	VGA analog stereo audio input.
2	VGA In	Connects to VGA sources.
3	Power Input	DC 5V 0.5A power input

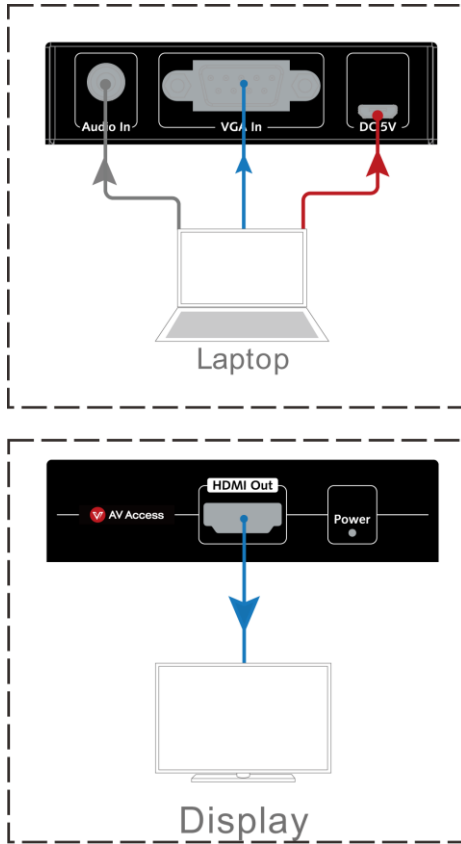
The following figure shows the product panel.

Rear panel



ID	Name	Description
1	HDMI Out	Connects to HDMI display devices.
2	Power LED	ON: The converter is on. OFF: The converter is off.

Installation Instructions



Installation Requirements

1. Power can be supplied by any devices with Micro USB port.
2. The HDMI display may be any device such as LED/LCD display or projector.

Specification

Technical	
I / O Connections	1 x VGA IN 1 x Audio IN 1 x Micro USB Power Supply 1 x HDMI OUT
Input / Output Signal Type	HDMI1.4
VGA Input Resolution	640 x 480@60Hz, 800 x 600@60Hz, 1024 x 768@60Hz, 1280 x 720@60Hz, 1280 x 768@60Hz, 1280 x 800@60Hz, 1280 x 1024@60Hz, 1360 x 768@60Hz, 1366 x 768@60Hz, 1400 x 1050@60Hz, 1440 x 900@60Hz, 1600 x 1200@60Hz, 1680 x 1050@60Hz, 1920 x 1080@60Hz, 1920 x 1200@60Hz
Supported Audio Format	Stereo Audio
Transmission	Supports up to 15m HDMI cable for HDMI OUT
Power Supply	USB 5V/0.5A, Micro USB Power Supply
Power Consumption	1.5 Watts (Maximum)
Color	Black
General	
Operating Temperature	32°F to 113°F (0°C to 45°C)
Storage Temperature	-4°F to 158°F (-20°C to 70°C)
Humidity	10% to 90%, non-condensing
Dimensions	76.8mm × 64.2mm × 20mm/3.02" × 2.53" × 0.79"
Weight	0.13kg/0.29lb

Cable Specification:

Cable Type	Range	Supported Video
HDMI Cable	Output: Up to 50ft (15m)	1920 × 1200@60Hz

Trouble Shooting

Steps of Regular Troubleshooting Routine

1. **Power:** Make sure all devices are powered on (source, converter and display devices).
2. **Indicator:** Make sure power LED indicator of converter are normal according to user manual.
3. **Devices:** Make sure picture can be shown normally when connecting sources to display device directly.
4. **Cable:** Plug in and out the HDMI cable or change to another HDMI cable. Ensure the cable length is within the available transmission range according to specification.

Warranty

Products are backed by a limited 1-year parts and labor warranty. For the following cases AV Access Technology Limited shall charge for the service(s) claimed for the product if the product is still remediable and the warranty card becomes unenforceable or inapplicable.

1. The original serial number (specified by AV Access Technology Limited) labeled on the product has been removed, erased, replaced, defaced or is illegible.
2. The warranty has expired.
3. The defects are caused by the fact that the product is repaired, dismantled or altered by anyone that is not from an AV Access Technology Limited authorized service partner. The defects are caused by the fact that the product is used or handled improperly, roughly or not as instructed in the applicable User Guide.
4. The defects are caused by any force majeure including but not limited to accidents, fire, earthquake, lightning, tsunami and war.
5. The service, configuration and gifts promised by salesman only but not covered by normal contract.
6. AV Access Technology Limited preserves the right for interpretation of these cases above and to make changes to them at any time without notice.

Thank you for choosing products from AV Access.



AV Access — *Simplify your life* —

AV Access Technology Limited

V1.0.6